


SINGER BANGLADESH LIMITED
Statement of Financial Position (Un-audited)

In BDT	Notes	30 September 2017	31 December 2016
Assets			
Property, plant and equipment	3	1,034,884,770	1,034,080,145
Intangible assets		34,042,586	36,032,923
Investments	4	313,993,605	288,278,188
Deferred tax assets		48,367,999	37,391,385
Advances, deposits and prepayments	5	257,575,112	214,922,550
Non-current assets		1,688,864,072	1,610,705,191
Inventories	6	2,281,634,729	2,159,740,405
Trade and other receivables	7	2,915,079,262	1,538,442,838
Advances, deposits and prepayments	5	177,470,266	238,801,245
Cash and cash equivalents	8	153,856,011	152,429,314
Current assets		5,528,040,268	4,089,413,802
Total assets		7,216,904,340	5,700,118,993
Equity			
Share capital		766,944,910	766,944,910
Reserves		579,738,282	585,380,060
Retained earnings		748,745,086	594,705,557
Total equity		2,095,428,278	1,947,030,527
Liabilities			
Retirement benefit obligations (gratuity)		120,137,476	109,618,000
Other liabilities	9	1,462,026,738	1,335,297,010
Non-current liabilities		1,582,164,214	1,444,915,010
Current liabilities			
Trade and other payables	10	1,717,733,591	1,157,720,304
Short-term borrowings - secured		1,750,223,121	1,130,878,507
Current tax liabilities liabilities net off advance tax		71,355,136	19,574,645
Current liabilities		3,539,311,848	2,308,173,456
Total equity and liabilities		7,216,904,340	5,700,118,993
Net Assets Value Per Share (NAVPS)		27.32	25.39

for and on behalf of the Board of Directors of Singer Bangladesh Limited



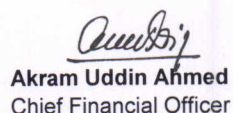
Gavin J. Walker
Chairman




A F Nesaruddin
Director



M H M Fairoz
Managing Director



Akram Uddin Ahmed
Chief Financial Officer




Mohammad Sanaulah
Company Secretary

Dated: 16 October 2017


SINGER BANGLADESH LIMITED
Statement of Comprehensive Income (un-audited)

In BDT	For the period from			
	Jan-Sep 2017	Jan-Sep 2016	Jul-Sep 2017	Jul-Sep 2016
Turnover	9,320,736,311	7,724,664,318	4,137,860,050	3,610,628,923
Cost of sales	(6,701,712,033)	(5,535,423,959)	(2,941,352,217)	(2,603,648,419)
Gross profit	2,619,024,278	2,189,240,359	1,196,507,833	1,006,980,504
Operating expenses	(1,558,671,127)	(1,338,340,137)	(651,923,780)	(595,382,690)
Other income	3,139,842	3,058,562	1,005,563	288,194
Contribution to Workers' Profit Participation Fund (WPPF)	(48,575,420)	(37,827,325)	(25,383,178)	(18,204,973)
Operating profit	1,014,917,573	816,131,459	520,206,438	393,681,035
Finance income	153,508	9,384,345	78,931	3,047,219
Finance cost	(116,853,510)	(83,064,818)	(48,129,161)	(40,621,912)
Net finance costs	(116,700,002)	(73,680,473)	(48,050,230)	(37,574,693)
Share of loss of equity-accounted investees, net of tax	24,715,417	(23,731,813)	10,124,179	(10,211,848)
Profit before taxation	922,932,988	718,719,173	482,280,387	345,894,494
Provision for tax	(239,554,392)	(201,550,246)	(123,039,051)	(93,089,085)
Profit after taxation	683,378,596	517,168,927	359,241,336	252,805,409
Other comprehensive income	-	-	-	-
Total comprehensive income	683,378,596	517,168,927	359,241,336	252,805,409
Earnings per share (EPS)	8.91	6.74	4.68	3.30

for and on behalf of the Board of Directors of Singer Bangladesh Limited




Gavin J. Walker
Chairman



A F Nesaruddin
Director



M H M Fairoz
Managing Director



Akram Uddin Ahmed
Chief Financial Officer



Mohammad Sanullah
Company Secretary

Dated: 16 October 2017