



SINGER BANGLADESH LIMITED
Statement of Financial Position (Un-audited)


In BDT	Notes	30 June 2017	31 December 2016
Assets			
Property, plant and equipment	3	1,030,501,096	1,034,080,145
Intangible assets		36,030,483	36,032,923
Investments	4	303,869,426	288,278,188
Deferred tax assets		37,807,883	37,391,385
Advances, deposits and prepayments	5	240,304,736	214,922,550
		1,648,513,624	1,610,705,191
Non-current assets			
Inventories	6	2,908,109,151	2,159,740,405
Trade and other receivables	7	2,246,489,377	1,538,442,838
Advances, deposits and prepayments	5	168,085,931	238,801,245
Current tax net off provision		-	-
Cash and cash equivalents	8	188,609,569	152,429,314
Current assets		5,511,294,028	4,089,413,802
Total assets		7,159,807,652	5,700,118,993
Equity			
Share capital		766,944,910	766,944,910
Reserves		581,618,875	585,380,060
Retained earnings		386,996,295	594,705,557
Total equity		1,735,560,080	1,947,030,527
Liabilities			
Retirement benefit obligations (gratuity)		117,271,269	109,618,000
Other liabilities	9	1,453,809,787	1,335,297,010
Non-current liabilities		1,571,081,056	1,444,915,010
Current liabilities:			
Trade and other payables	10	1,992,621,481	1,157,720,304
Short-term borrowings - secured		1,824,398,280	1,130,878,507
Current tax liabilities liabilities net off advance tax		36,146,755	19,574,645
Current liabilities		3,853,166,516	2,308,173,456
Total equity and liabilities		7,159,807,652	5,700,118,993
Net Assets Value Per Share (NAVPS)		22.63	25.39


for and on behalf of the Board of Directors of Singer Bangladesh Limited


Gavin J. Walker
Chairman


A F Nesaruddin
Director


M H M Fairoz
Managing Director


Akram Uddin Ahmed
Chief Financial Officer



Mohammad Sanullah
Company Secretary

Dated: 25 July 2017

SINGER BANGLADESH LIMITED
Statement of Profit or Loss and Other Comprehensive Income (un-audited)

In BDT	For the period from			
	Jan-Jun 2017	Jan-Jun 2016	Apr-Jun 2017	Apr-Jun 2016
Turnover	5,182,876,261	4,114,035,395	3,412,361,926	2,707,885,605
Cost of sales	(3,760,359,816)	(2,931,775,540)	(2,492,078,765)	(1,953,338,092)
Gross profit	1,422,516,445	1,182,259,855	920,283,161	754,547,513
Operating expenses	(906,747,347)	(742,957,447)	(536,684,229)	(425,329,286)
Other income	2,134,280	2,770,368	1,212,069	1,543,453
Contribution to Workers' Profit Participation Fund (WPPF)	(23,192,242)	(19,622,352)	(17,677,662)	(14,891,514)
Operating profit	494,711,136	422,450,424	367,133,339	315,870,166
Finance income	74,577	6,337,126	41,976	4,048,017
Finance cost	(68,724,349)	(42,442,906)	(36,577,300)	(25,657,330)
Net finance costs	(68,649,772)	(36,105,780)	(36,535,324)	(21,609,313)
Share of profit/(loss) of equity-accounted investees, net of tax	14,591,238	(13,519,965)	5,244,958	(11,322,090)
Profit before taxation	440,652,602	372,824,679	335,842,973	282,938,763
Provision for tax	(116,515,341)	(108,461,161)	(87,657,654)	(79,971,464)
Profit after taxation	324,137,261	264,363,518	248,185,319	202,967,299
Other comprehensive income	-	-	-	-
Total comprehensive income	324,137,261	264,363,518	248,185,319	202,967,299
Earnings Per Share (EPS)	4.23	3.45	3.24	2.65

for and on behalf of the Board of Directors of Singer Bangladesh Limited




Gavin J. Walker
Chairman



A F Nesaruddin
Director



M H M Fairoz
Managing Director



Akram Uddin Ahmed
Chief Financial Officer



Mohammad Sanoullah
Company Secretary

Dated: 25 July 2017